



**District Report Card: 2017**


<b>State:</b> Chhattisgarh	<b>District:</b> Dhamtari
<b>Class:</b> 3	<b>Subject:</b> Language
<b>Schools:</b> 60	<b>Students:</b> 936


**Participation/Coverage**


**Students**

<b>GENDER</b> 	Boys		Girls	
	Number	%	Number	%
	458	48.93	478	51.07

<b>AREA</b> 	Rural		Urban	
	Number	%	Number	%
	873	93.27	63	6.73

<b>CATEGORY</b> 	SC		ST		OBC		GEN	
	Number	%	Number	%	Number	%	Number	%
	63	6.73	260	27.78	604	64.53	9	0.96

<b>CWSN</b> 	LD	VI	HI	S&LD	ID	Oth
	1	1	1	1	3	3

<b>Management</b> 	Government		Government-aided	
	Number	%	Number	%
	936	100.00	0	0.00

**Average Performance of Students in Language (%)**

Overall	Gender		Area		Management		Social Group			
	Male	Female	Rural	Urban	Govt.	Aided	SC	ST	OBC	GEN
51.83	51.32	52.32	52.91	36.83	51.83	0.00	46.24	52.10	52.26	54.07

### Performance on Learning Outcomes (LOs)

Learning Outcomes	Description	Average Performance(%)
L304	Reads small texts with comprehension i.e., identifies main ideas, details, sequence and draws conclusions	54.36
L312	Reads printed scripts on the classroom walls: poems, posters, charts etc.	46.77

Range of Performance of Students who Answered Correctly							
Below 30%		30% - 50%		50% - 75%		Above 75%	
Number	%	Number	%	Number	%	Number	%
165	17.63	275	29.38	346	36.97	150	16.03

### Lowest Performing Learning Outcomes (LOs)

- 1 - Reads printed scripts on the classroom walls: poems, posters, charts etc. (46.77)
- 2 - Reads small texts with comprehension i.e., identifies main ideas, details, sequence and draws conclusions (54.36)